

## **PAYING YOUR EHD FEES BY ON-LINE CREDIT CARD PAYMENT:**

1. Go to the EHD website Home Page ([www.sjgov.org/ehd](http://www.sjgov.org/ehd)).
2. Click on the \* **Paying with a Credit Card** \* link (Under the “Most Used” column).
3. Read the instructions and information about making a credit card payment.
4. Click on the “**Official Payments Corp.**” logo. This takes you to their website.



5. Click on the “**Local Payments**” box.
6. Select “**California**” for the State.
7. Select “**San Joaquin County – Environmental Health Department**” for the Payment Entity. **Click on the “Make a Payment” button.**
8. Enter the amount you will be paying (**not including the \$10.95 convenience fee**). Note: Enter dollars in the first box and cents in the second box. **Click on the “Continue” button.**
9. Review the “**Total Payment**” amount, which now includes the **\$10.95 Convenience Fee**. This is the amount your credit card will be charged.
10. Scroll down and click on the “**Accept**” button.
11. Scroll down and enter all the requested information, including your credit card information. Enter as much information about the property that the fees will be covering, so that we may credit your account accurately. **If you do not have an e-mail address for the confirmation and online verification to be sent, use [ehacctg@sicehd.com](mailto:ehacctg@sicehd.com) as your e-mail address and ask the Accounting Window staff for a copy of your confirmation.**
12. Click on the “**Continue**” button to submit the payment.
13. **Print a copy of the transaction. Important: If you are doing this at the public computer in our office, the printed copy will be in the Accounting Office. Please go to the Accounting Window to finalize the transaction.**


**Thank you for your business.**

# PAYING YOUR EHD FEES BY ON-LINE CREDIT CARD PAYMENT:

**Step 1: Go to the EHD website (<http://www.sjgov.org/ehd>) Home Page:**

San Joaquin County  
**Environmental Health Department (EHD)**  
600 E. Main Street, Stockton, CA 95202  
(209) 468-3420  
(209) 464-0138 (FAX)  
Office Hours: Monday through Friday, 8:00 a.m. to 5:00 p.m.

Traduzca esta paginacion/  
Translate this page click here

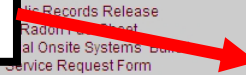


For a map of our location click here

Director: Donna K. Heran, REHS

PROGRAMS	NEWS & INFORMATION	FORMS	MOST USED
Aboveground Petroleum Storage CUPA Food and Restaurants Hazardous Waste Housing Abatement Land Use Liquid Waste Milk & Dairy Recreational Health Small Public Water Systems Solid Waste Underground Storage Tanks	Now available <b>Food Facility Inspections</b> Online  EHD now provides cour Short-Stop Permit Cen Complex, 1810 E. Ha Stockton.  01-15-10 - New Public Swimming Pool Drain	Biodiesel Blends in USTs Code (Food Facilities) D Program Brochure d Plan Check Guide Pool Code Records Release Radon Impact al Onsite Systems - Bon Service Request Form Unit IV Well Permit UST Consultant List Wastewater Disposal Standards	About us Acquiring a permit Drinking Water Workshops EHD FAQs Fee Schedules Job Opportunities Links to other sites <b>* Food Facility Inspections * Paying with a Credit Card *</b> Registering a complaint Requirements for a boring permit Rules and Regulations


**Step 2: Click here**



**Step 3: Read the instructions and information about paying by credit card:**

San Joaquin County  
**Environmental Health Department (EHD)**  
600 E. Main Street, Stockton, CA 95202  
(209) 468-3420  
(209) 464-0138 (FAX)

Traduzca esta paginacion/  
Translate this page click here




For a map of our location click here

[HOME](#) [PROGRAMS](#) [NEWS](#) [FORMS](#) [MOST USED](#)

### Pay Your EHD Fees by Credit Card

If you would like to pay your EHD fees by credit card, click on the link below to connect to the Official Payments Corp. website.




**Step 4: Click here**

Official Payments Corp. currently charges a transaction fee on all credit card payment that you make.

If you are paying for multiple fees, please indicate all the invoice numbers, Service Request numbers and/or Account numbers which will be covered by the total payment amount.

Instructions are available here: [Credit Card Payment Instructions](#)

If you have any questions, please call us at (209) 468-3420.



**Now you will be in the  
Official Payments Corp.  
Website...**

**Next Page**

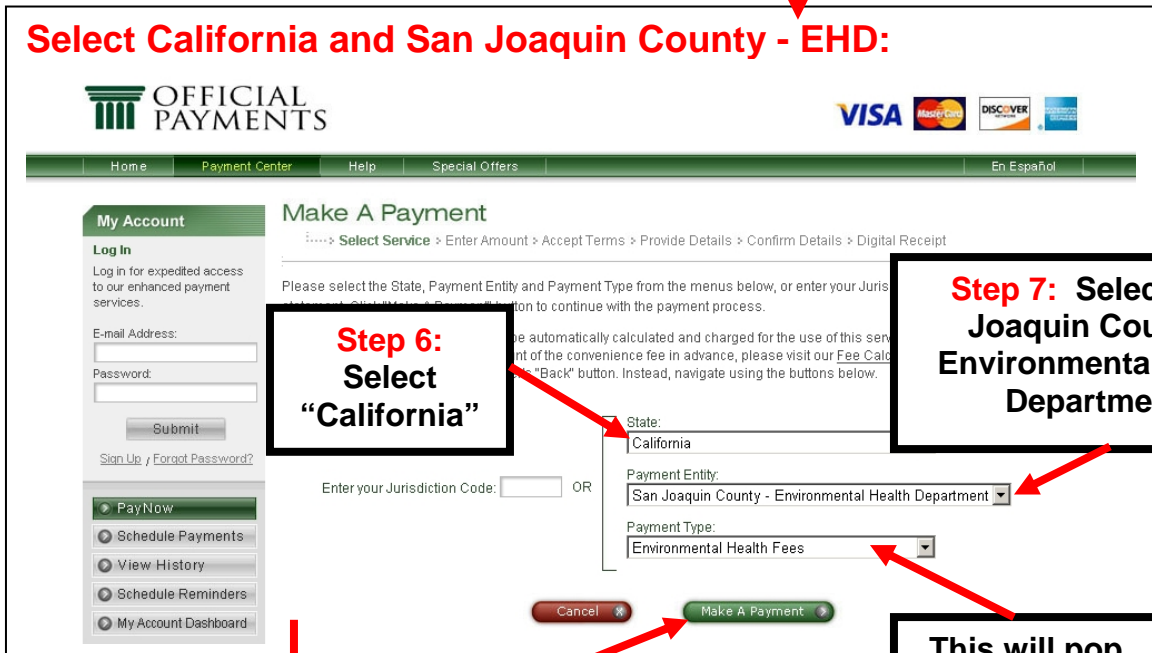


**Step 5: Click on "Local Payments":**



**Click on "Local Payments"**

**Select California and San Joaquin County - EHD:**



**Step 6: Select "California"**

**Step 7: Select "San Joaquin County – Environmental Health Department"**

**Click on "Make a Payment"**

**This will pop up automatically**

**Next Page**



## Step 8: Enter the amount of the payment:

OFFICIAL PAYMENTS

VISA MasterCard DISCOVER American Express

Home Payment Center Help Special Offers En Español

**My Account**

**Log In**

Log in for expedited access to our enhanced payment services.

E-mail Address:

Password:

[Sign Up / Forgot Password?](#)

**PayNow**

- Schedule Payments
- View History
- Schedule Reminders
- My Account Dashboard

**Make A Payment**

Select Service > Enter Amount > Accept Terms > Provide Details > Confirm Details > Digital Receipt

**San Joaquin County - Environmental Health Department, CA**  
Environmental Health Fees

Enter the payment amount in the space below, then click "Continue" to proceed. Payment amount will be calculated and presented on the next page. Do not use your browser's "Back" button. Instead, navigate using the browser's "Forward" button.

Payment Amount (Without convenience fee) \$ 300 .00

Earn rewards, miles or money back when you pay your taxes. Learn more by visiting our Special Offers page. Go to Special Offers!

OFFICIAL PAYMENTS

## Step 9: Review the total amount and accept the terms:

OFFICIAL PAYMENTS

VISA MasterCard DISCOVER American Express

Home Payment Center Help Special Offers En Español

**My Account**

**Log In**

Log in for expedited access to our enhanced payment services.

E-mail Address:

Password:

[Sign Up / Forgot Password?](#)

**PayNow**

- Schedule Payments
- View History
- Schedule Reminders
- My Account Dashboard

**Make A Payment**

Select Service > Enter Amount > Accept Terms > Provide Details > Confirm Details > Digital Receipt

**San Joaquin County - Environmental Health Department, CA**  
Environmental Health Fees

This payment service is offered by Official Payments Corporation as authorized by the entity to which you are making a payment. Please confirm your payment amount, convenience fee, and total. Review the Terms and Conditions below and click "Accept" to proceed with your payment. Click "Back" button to change any of the information fields. Click "Decline" button to stop the payment process. Do not use your browser's "Back" button. Instead, navigate using the browser's "Forward" button.

Payment Type:	Environmental Health Fees
Payment Amount:	\$300.00
Convenience Fee:	\$10.95
<b>Total Payment:</b>	<b>\$310.95</b>

**Terms and Conditions:**

Official Payments Corporation charges a convenience fee to use this service to make the payment outlined above. This fee is separate from the primary obligation you are paying. The convenience fee is included in the "Total Payment" line above.

Earn rewards, miles or money back when you pay your taxes. Learn more by visiting our Special Offers page. Go to Special Offers!

**Step 11:** Scroll down and enter all the requested information, including your credit card information. Enter as much information about the property that the fees will be covering, so that we may credit your account accurately. If you do not have an e-mail address for the confirmation and online verification to be sent, use [ehacctg@sjehd.com](mailto:ehacctg@sjehd.com) as your e-mail address and ask the Accounting Window staff for a copy of your confirmation. **Step 12:** Click on the "Continue" button to submit the payment.

**Step 13:** Print a copy of the transaction. **Important:** : If you are doing this at the public computer in our office, the printed copy will be in the Accounting Office. Please go to the Accounting Window to finalize the transaction.